
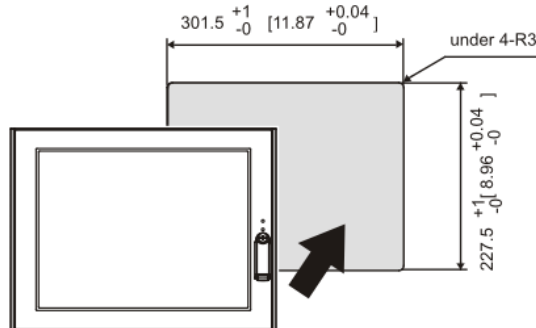
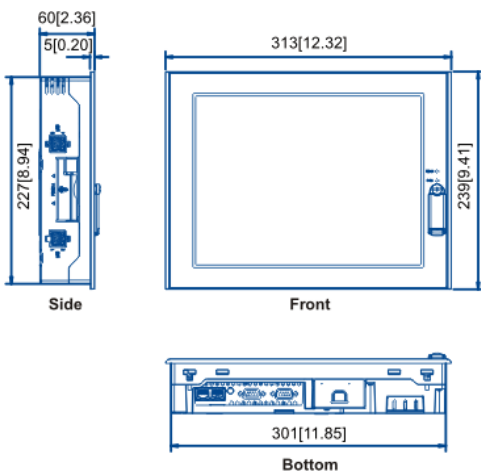


### PS3651A-T41-24V

Display Size (diagonal + wxh in mm)	12.1 inch (245.76 x 184.32)
Display Type	TFT colour LCD
Display Colours	262.144 colours
Display Resolution	1024 X 768 pixels
Backlight	CFL (User replaceable)
Touch Panel Type	Resistive Film (analog)
Touch Panel Resolution	1024x1024
OS	Windows®2000 / Windows®XP / Windows®XP Embedded
CPU	Intel Celeron M 1.3GHz
BIOS	Phoenix First BIOS Embedded Pro
Memory	DDR DRAM 256MB to 1GB
Video memory	64MB maxi
Serial	1
Com 1	RS-232C
Com 2	No
Com 3	No
Com 4	No
CF-card	Yes
Ethernet	2
USB	5
RAS	Yes
PCMCIA	1
PCI	No
Sound	Speaker OUT
Rated voltage	DC24V
Power consumption	150 VA or less
Surrounding Air Temperature	"5 to 50°C (with HDD) 0 to 50°C (without HDD)"
External dimensions (wxhxd)	313mm x 239 mm x 60 mm
Cut-out Dimensions (wxh in mm)	301.5 x 227.5



- ▣ PS3651A-T41-24V
- ▣ Win.2000 / Win.XP / Win.XP Embedded
- ▣ Intel Celeron M 600MHz
- ▣ TFT Colour LCD- 1024 x 768
- ▣ 262.144 colours
- ▣ SIO x 1 - USB - CF-card - Ethernet

