


Safety solutions for press brakes



Solution B₁: Tandem: 2 x BLVT



**Press brakes
without
specifications**




Solution B₂: Tandem: 1 x BLVT + 2 x AKAS®



A:
In separately mode both press brakes are protected with special AKAS® mounted in the clamping area. (This solutions works only if the upper tool and the matrix are high enough)



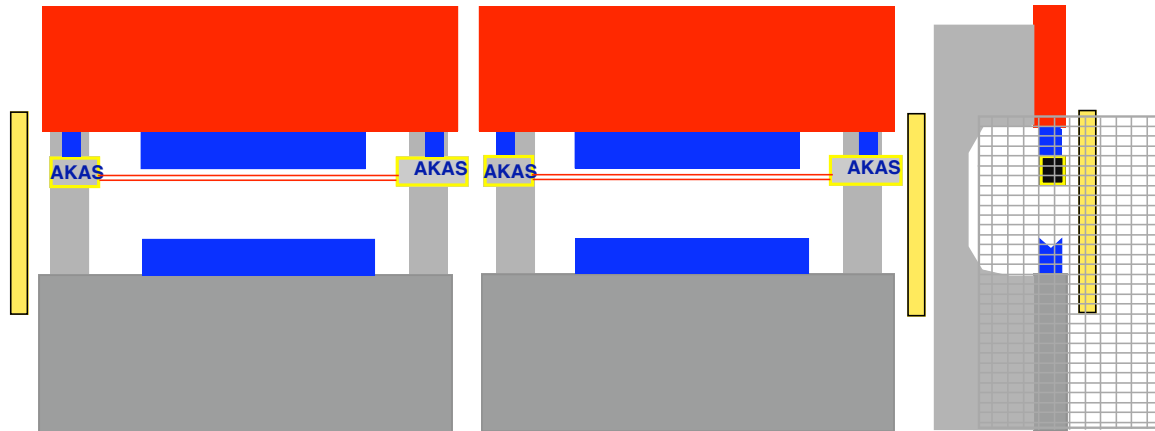
B:
In Tandem mode, the press brakes are protected by a safety light curtain BLVT.




Solution B₂: Tandem: 1 x BLVT + 2 x AKAS®



A:
In separately mode both press brakes are protected with special AKAS® mounted in the clamping area. (This solutions works only if the upper tool and the matrix are high enough)



B:
In Tandem mode, the press brakes are protected by a safety light curtain BLVT.



Solution B₂: Tandem: 1 x BLVT + 2 x AKAS®



A:
In separately mode both press brakes are protected with special AKAS® mounted in the clamping area. (This solutions works only if the upper tool and the matrix are high enough)

B:
In Tandem mode, the press brakes are protected by a safety light curtain BLVT.



Solution B₂: Tandem: 1 x BLVT + 2 x AKAS®



A:
In separately mode both press brakes are protected with special AKAS® mounted in the clamping area. (This solutions works only if the upper tool and the matrix are high enough)

B:
In Tandem mode, the press brakes are protected by a safety light curtain BLVT.

